

# KITCHEN AND BATH IDEAS

Find the  
Perfect  
Range  
p. 29

## Love It? Get It!

**17** Great Looks You  
Can Achieve


**STORE MORE**  
in a Small Space p. 46

**Soak in Style:**  
Which Tub is  
Right for You? p. 15

**Pretty Powder Room Updates** p. 36

DECEMBER 2011  
Display until December 13

\$5.99 U.S.



ONE STAR READ CHECKOUT

## 10 things to love about this kitchen



### CLEVER CRAFTSMAN

An updated galley kitchen fits smart storage and Arts and Crafts style into the original footprint.

*written by* KATIE FRAZIER  
*photographer* EMILY MINTON-REDFIELD  
*field editor* ELAINE ST. LOUIS

#### PERIOD DETAILS



The homeowners wished to create a family-friendly kitchen that honored the original feel of their 1906 St. Paul home. Warm wood tones and vintage-inspired fixtures fill the bill.

#### GOING UP

Cabinets extending to the ceiling maximize storage. Now items that are used only occasionally can still have a home in the kitchen. The red birch cabinetry offers a rich, welcoming look.

1 2

## 10 things to love about this kitchen *clever craftsman*



### PRETTY IN MINI

Miniature subway tile—1×2 inches—adds visual variety by breaking up the expanse of wood cabinetry in the room. The slate appearance and colors of the tile lend rustic character to the kitchen.

### EARTHY ELEGANCE

Cabinetry-matching panels cover the range hood, continuing the natural feel of the kitchen. A pot filler adds convenience.

### TIMELESS CHARM

A deep farmhouse sink makes it easy to clean large pots, pans, and serving dishes. The pristine white sink paired with an ornamental faucet amplifies the room's vintage look.

### CLEVER DISGUISE


To keep the focus on the room's historical design, the dishwasher and refrigerator are dressed in cabinetry-matching panels.

3

4

5

6



**DESIGN TIP**

If you love the Arts and Crafts look of this kitchen, turn to page 50 to see how to capture this style on any budget.

[www.houzz.com](#)

**SPACE AT WORK**

Placed next to the window, a built-in desk enjoys natural light. The compact workstation is outfitted with open shelving and a bulletin board to help the family stay organized.

**SHOW IT OFF**

Glass-front cabinetry offers room for display. Adjustable shelves can accommodate large or distinctive pieces, making it easy to update the look to match the season.

**TRENDY TRANSITION**

Double arches form a mock hallway to the 100-square-foot breakfast area, which borrows style cues from the kitchen.

**BONUS STORAGE**

File cabinets and drawers are hidden from view under the banquette. Opposite the refrigerator, an appliance garage conceals a microwave.

RESOURCES BEGIN ON PAGE 134.

